

# Shadow Puppets

**THE CIVIL WAR**  
MUSEUM  
UPPER MIDDLE WEST EXPERIENCE

## Materials



10-30 minutes

- Template (last two pages of this PDF)
- Thick paper like cardstock or poster board
- Thin wooden dowels
- Hot glue gun (**adult supervision needed**)
- Brads (paper fasteners)
- Pencil
- Scissors





**Shadow puppets** like the ones in this craft likely originated in ancient Asia, but their popularity quickly spread around the world. They were made from thick paper and wooden rods that could control their movements. During the 1800s, children in America created their own toys, like shadow puppets, sometimes complete with a paper theater for them to perform their own plays! This craft will show you how to get started creating your very own shadow puppets. **To extend this activity**, try making your own templates and characters for even more variety!

# Shadow Puppets

**THE CIVIL WAR**  
MUSEUM  
UPPER MIDDLE WEST EXPERIENCE

## Instructions

- 1.** Gather together all the materials you will need for this activity.
- 2.** Cut out each piece of your shadow puppet template. After you have cut them out, carefully trace each piece onto the paper you wish to use for your puppet. After they are all traced, cut them out.
- 3.** Line up your puppet's pieces following the lettered guideline on the template. At each joint where a letter corresponds, carefully punch the brad through the first piece, and then into the second before securing it. Leave a little wiggle room when securing your brads so the joints move smoothly.





# Shadow Puppets

**4.** Now that your puppet is all put together, add the dowels that control its movement. For the soldier puppet you will need to have four dowels. They should be secured at the calves and forearms with hot glue. For the lady puppet you will need three dowels. They should be secured at the torso and forearms. **Adult supervision is needed when using hot glue.**

**5.** When the glue is dry, your puppet is ready. Shine a light at it in a dark room and watch the shadows come to life! Puppetry takes lots of practice and sometimes more than one person to control them. Try out different movements and practice with your new puppets to see what they can do!



**4**

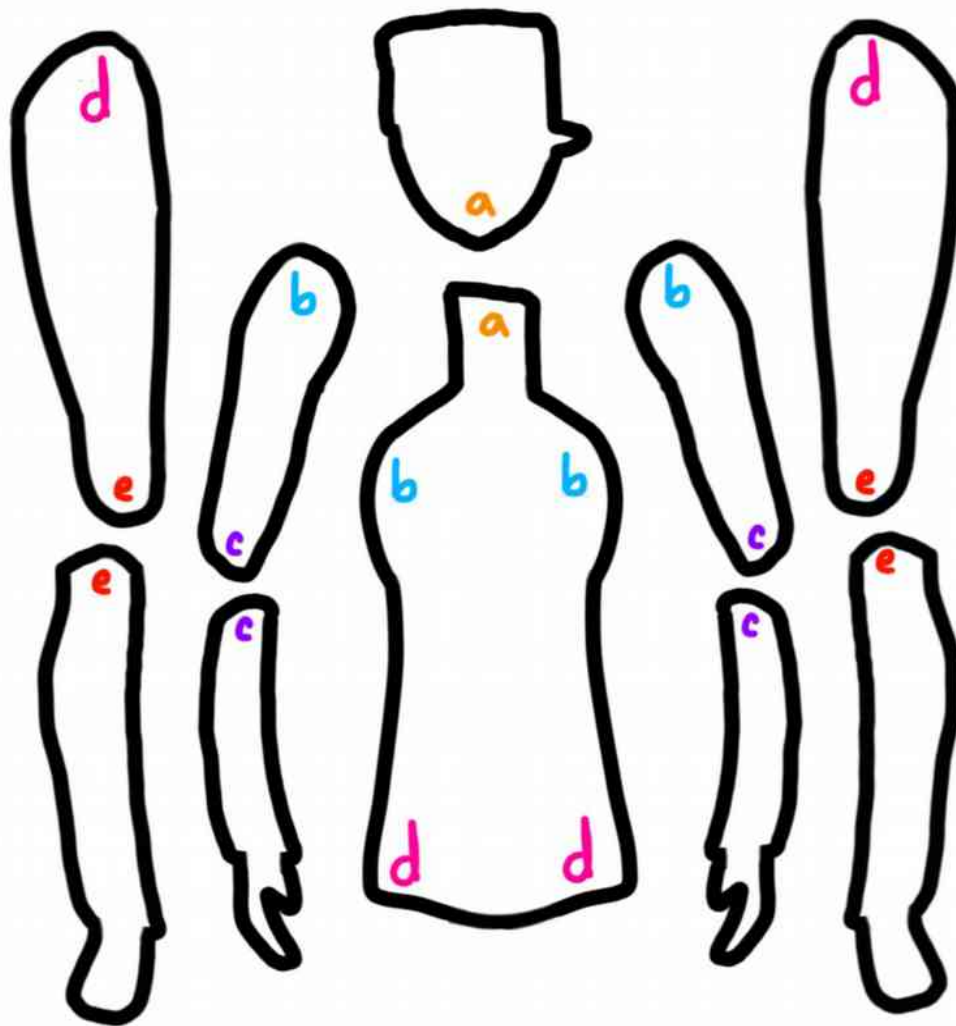


**5**

# Shadow Puppets

**THE CIVIL WAR**  
MUSEUM  
UPPER MIDDLE WEST EXPERIENCE

## Soldier



# Shadow Puppets

**THE CIVIL WAR**  
MUSEUM  
UPPER MIDDLE WEST EXPERIENCE

## Lady

